

SCREEN SHOTS FOR FILING OF BATTERY DEALERS APPLICATION

1. The applicant shall use only one User Id for the Battery Dealer location and the same User Id has to be used for filing all applications for all the time in OCMMS. For the same battery dealer, the applicants shall not submit the applications using different user Id under any circumstances since it would create duplicate Industry files in OCMMS.
2. If the battery dealer has already applied for authorization through OCMMS previously, already User Id must be available for the industry which has to be used for filing any of the application for authorization through OCMMS.
3. If the battery dealer has not applied for authorization through OCMMS previously and has not obtained User Id for the battery dealer from OCMMS, then the battery dealer shall follow the following procedure for Registration to obtain User Id for the trader from OCMMS once.

REGISTRATION OF BATTERY DEALERS

New Dealer can fill basic details using **New Registration for Battery Dealer and Trader Tab**

The screenshot displays the OCMMS website interface. The top navigation bar includes links for HOME, FAQ, ENVIRONMENT ACT & RULES, GUIDELINES, NOTICES, CONTACT US, and HELP DESK. The main header features the Tamil Nadu State Pollution Control Board logo and the Ministry of Environment, Forest and Climate Change, Government of India. The left sidebar contains 'News/Press' and 'Important Links' sections. The central content area includes a large image of a landscape and a section titled 'About TNPCB'. The right sidebar contains the 'User Login' section with fields for User ID, Password, and Captcha Code, and links for 'New Industry Registration' and 'New Registration for Battery Dealers/Traders'. A 'Fee Calculator' section is also visible at the bottom right.

On Clicking **New Registration for Battery Dealer and Trader** Tab, below screen appears

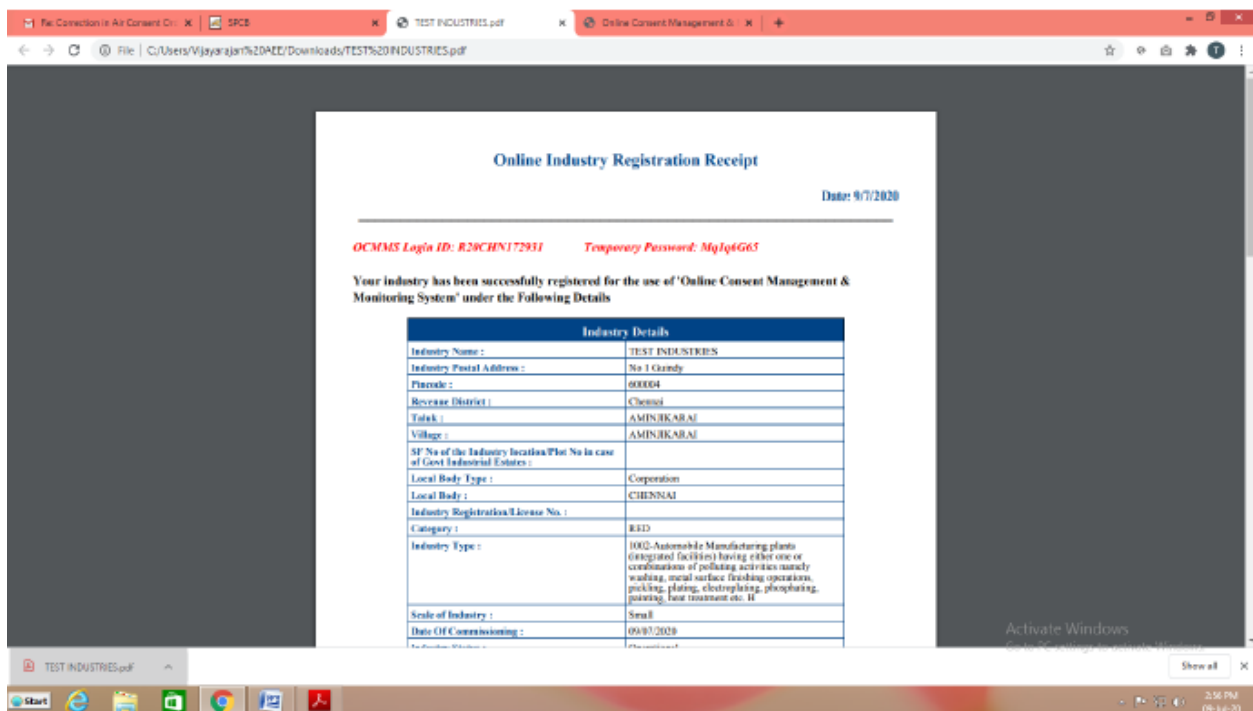
The screenshot shows a web browser window with the URL <https://ocmms.tn.gov.in/OCMMS/industryTradersAndBatteryDealers/create>. The page has a header with tabs: "Online Industry Registration Det...", "SPCB Admin Home", and "New Tab". On the left, there is a green sidebar with the text "Send us your feedback and suggestions" and a small image of a hand holding a leaf. The main content area is titled "INDUSTRY" and contains a form labeled "Industry Details". A red note above the form states "Fields marked * are mandatory". The form fields include: "Industry Name*" (text input, max 250 characters), "Industry Location-Postal Address*" (text input), "Pin Code*" (text input), "Revenue District*" (dropdown menu, currently "Not Selected"), "Taluk*" (dropdown menu, currently "Not Selected"), "Village*" (dropdown menu), "Jurisdiction Office*" (text input), "Occupier Name*" (text input), "Designation*" (dropdown menu, currently "Select Designation"), "GST Number*" (text input, with a note "(Insert GST Number)"), "Fax No. With Code" (text input), "Mobile No*" (text input, with a note "(max 10 digits)"), "e-mail Address*" (text input, with a note "e.g. xyz@abc.com"), "Hint Question*" (dropdown menu, currently "What is your Nickname?"), "Your Answer*" (text input), "Enter Captcha Code*" (text input, with a captcha image showing "528294"), and a checkbox "Do you want to send login Credential in mail?" with "yes" selected. At the bottom of the form are "Save" and "Reset" buttons. A footer bar at the bottom of the page states "Site designed, hosted by National Informatics Center © Content Owned, Updated and Maintained by Tamil Nadu State Pollution Control Board". The Windows taskbar at the bottom shows the time as 11:05 AM on 10-Aug-21.

The items which are mandatory are marked as *. The mandatory items shall be filled for successful submission of Application. The industry details tab shall be filled and “save“ button shall be clicked for registration to be completed.


When the registration is complete, user ID and temporary password will be displayed as below as well as the details will be sent as SMS to occupier mobile number and occupier e-mail ID.



Click on the print button and save the details of registration as PDF for future use by the industry.



The password generated is temporary and has to be changed within 15 days of registration as detailed below. Using the user ID and password login to OCMMS.

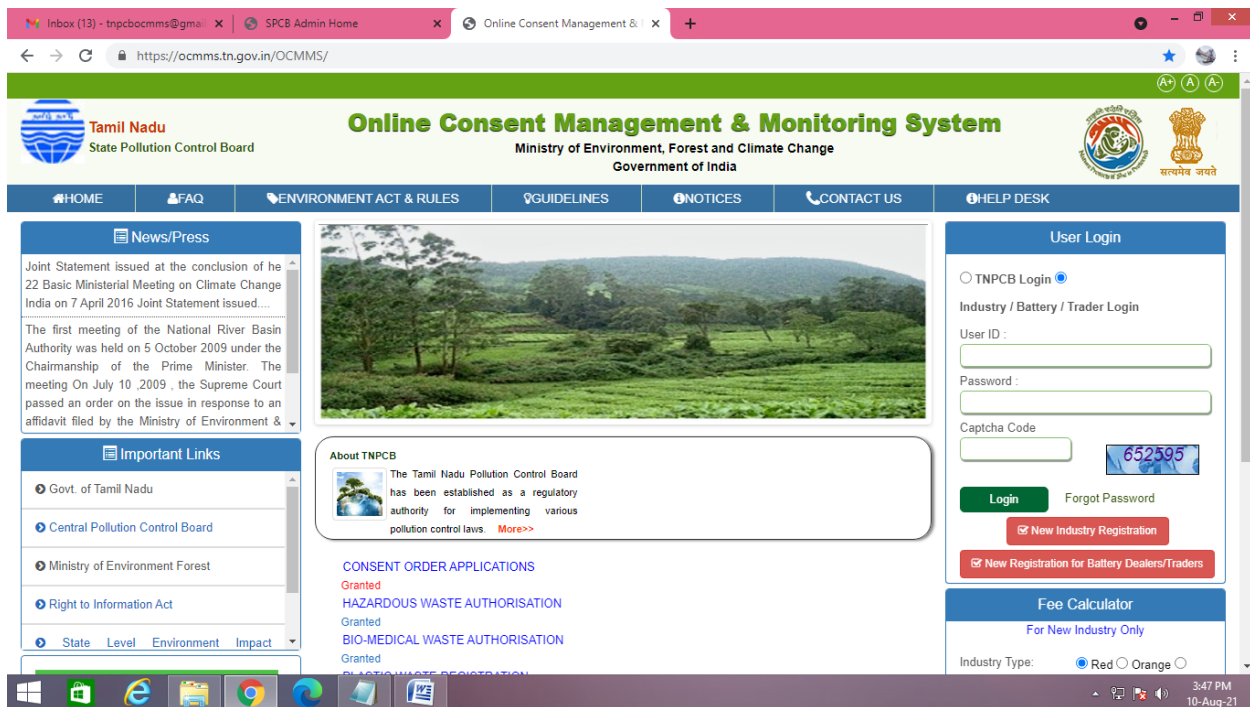


The screenshot shows the OCMMS homepage. The header includes the Tamil Nadu State Pollution Control Board logo and the system title. The navigation bar contains links for Home, FAQ, Environment Act & Rules, Guidelines, Notices, Contact Us, and Help Desk. The main content area is divided into several sections: News/Press, Important Links, a large landscape image, and a User Login section. The User Login section has two main options: TNPCB Login and Industry/Battery/Trader Login. The Industry/Battery/Trader Login section includes fields for User ID, Password, and Captcha Code, along with buttons for Login, Forgot Password, New Industry Registration, and New Registration for Battery Dealers/Traders. There is also a Fee Calculator section for new industry users.

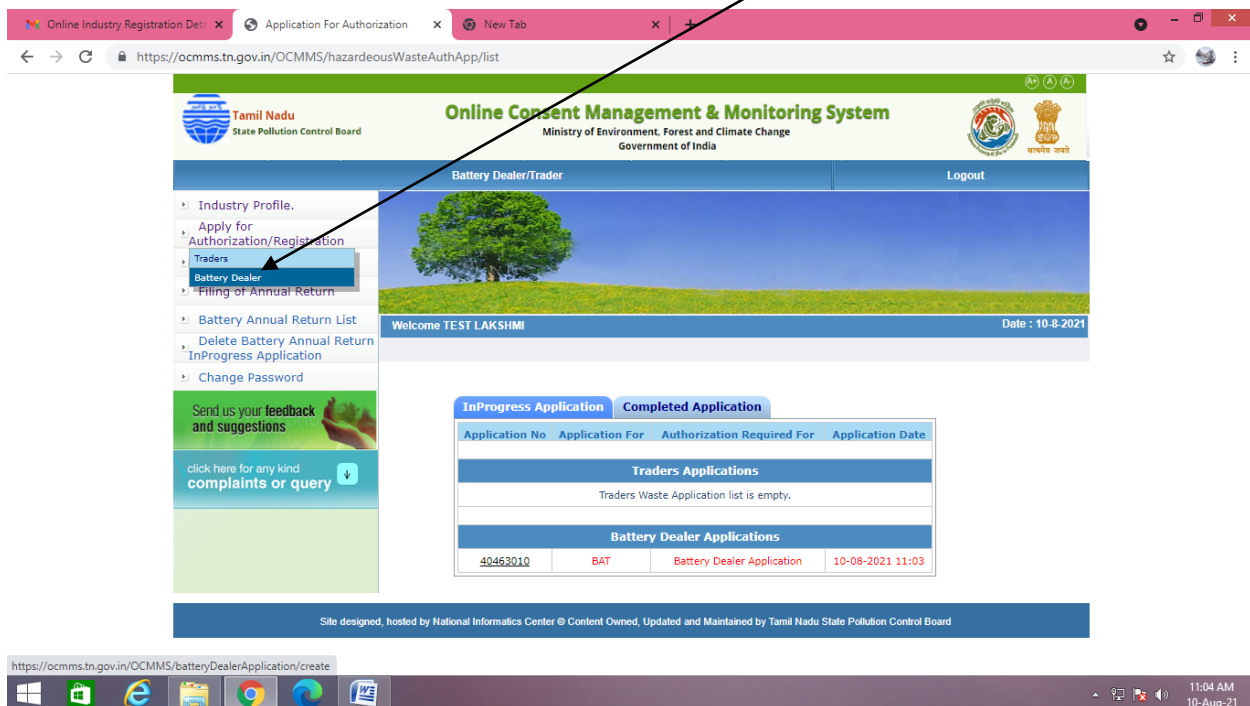
A new screen will appear. Fill up the details and enter new password.

The screenshot shows the 'Change Password' screen in the OCMMS. The page has a header with the Tamil Nadu State Pollution Control Board logo and the system title. The main content area features a 'Welcome TEST INDUSTRIES' message and a 'Please Change Your Password For Security Purpose' prompt. Below this, there is a form with the following fields: User ID (pre-filled with 92004112001), Old Password, Enter New Password, Re-type New Password, and Enter Captcha Code. There are 'Update' and 'Reset' buttons at the bottom of the form. A note at the bottom of the form states: 'Please follow the password format as (1. Special character/only @, #, \$, % 1 number and min 8 character in length and maximum 12 character in length)'. The page also includes a 'Send us your feedback and suggestions' link on the left side.

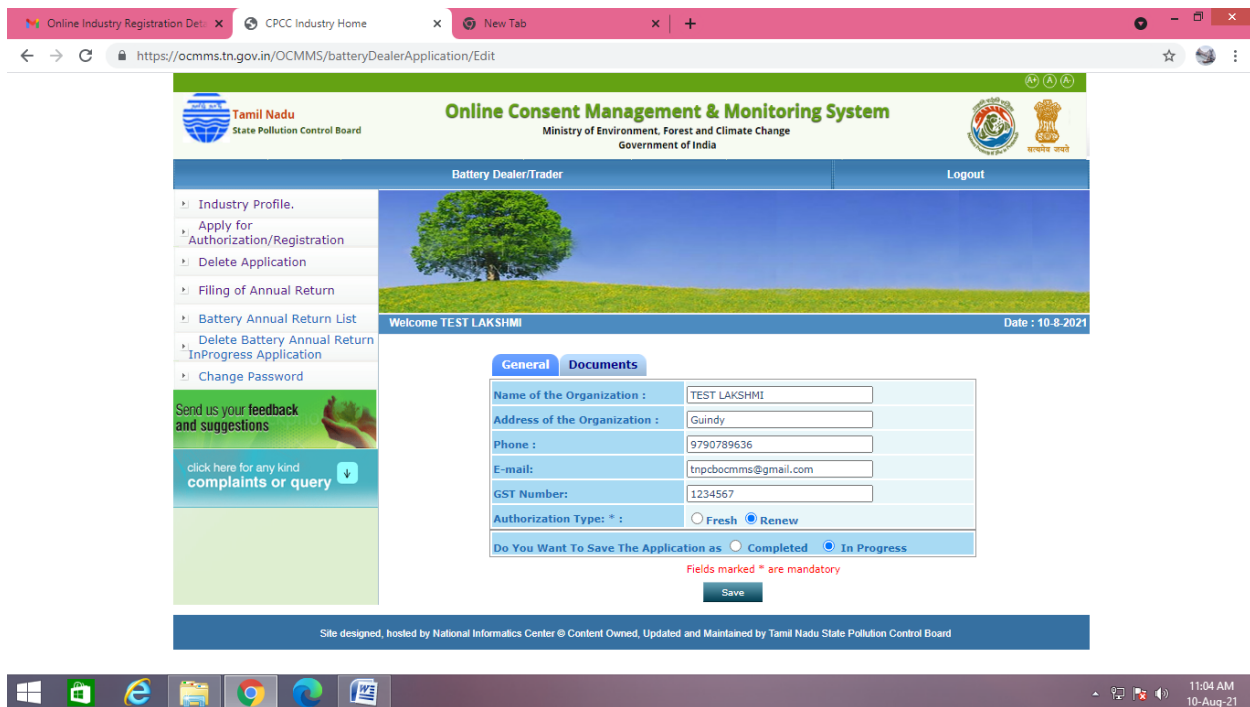
Again login to OCMMS using the user ID and the new password



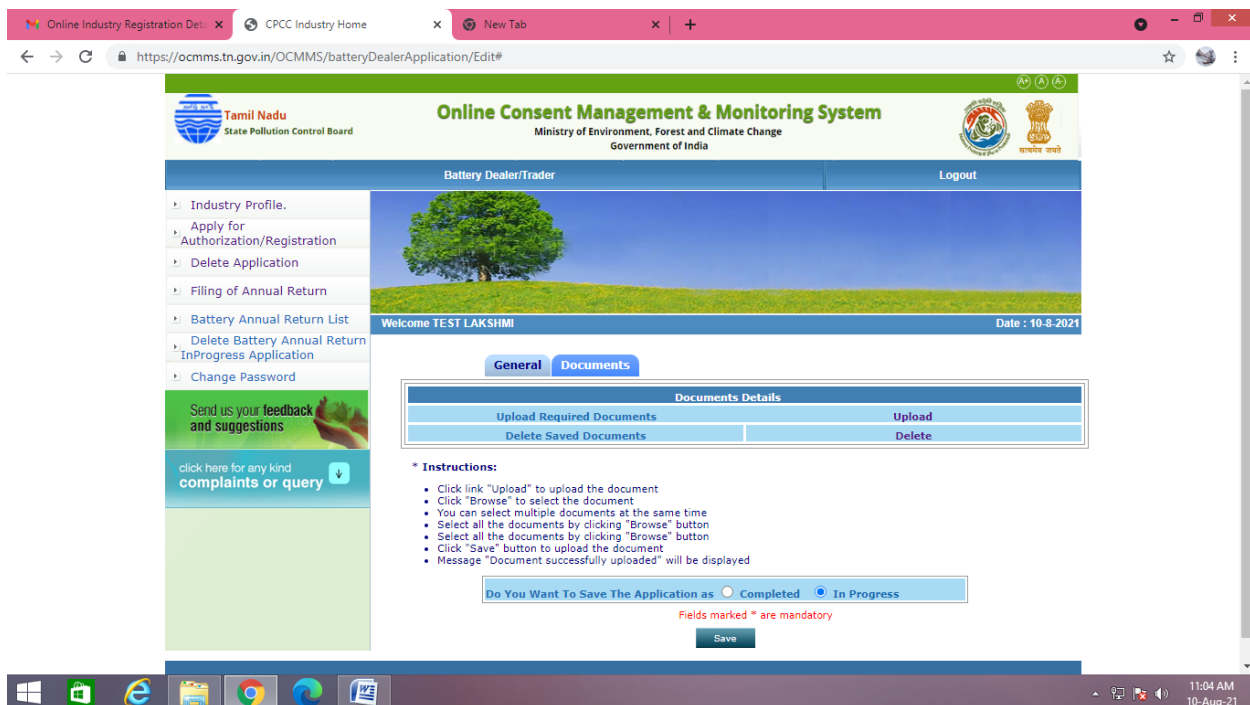
Click on **Apply for Authorisation/Registration** and select **Battery Dealer**



A screen will appear as below



After entering all the details in general tab, Click on “**Documents**” and click “**upload**” button



New screen will appear as below Upload the documents requested. **There are mandatory documents to be uploaded.** These documents must be uploaded for successful submission of application.

S.NO	Document Name	Document Path
1	Covering Letter*	Choose File No file chosen
2	GST Certificate*	Choose File No file chosen
3	Copy of all the half yearly returns filed so far	Choose File No file chosen

Save

Uploaded Documents Details

Now select “**Complete**” button and save. The application will be submitted successfully. The application moves to completed Applications Tab.

Application is Inprogress or Unattended .

Application is Approved or Rejected .


Observation is raised on these application.

reply to observation raised on application has been made .



Once the Application status is approved, on clicking the application below screen appears.

Sent Mail - tnpbocmms@gmail.com x SPCB Industry Home x +

https://ocmms.tn.gov.in/OCMMS/batteryDealerApplication/show/40458901

**Tamil Nadu**
State Pollution Control Board

Online Consent Management & Monitoring System
Ministry of Environment, Forest and Climate Change
Government of India



Battery Dealer/Trader Logout

Industry Profile.

Apply for Authorization/Registration

Delete Application

Filing of Annual Return

Battery Annual Return List


Delete Battery Annual Return

InProgress Application

Change Password

Send us your feedback and suggestions

click here for any kind complaints or query



Welcome TEST LAKSHMI Date : 12-8-2021

[View Authorisation Order](#) | [View Inspection Report](#) | [View Digitally Signed Certificate](#) |

General Documents Print Preview

Name of the Organization :	TEST LAKSHMI
Address of the Organization :	Guindy
Phone :	9790789636
E-mail:	tnpcbocmms@gmail.com
GST Number:	1234567
Authorization Type:	fresh

Site designed, hosted by National Informatics Center © Content Owned, Updated and Maintained by Tamil Nadu State Pollution Control Board



12:36 PM
12-Aug-21